

Scaled data based on original data using
LM-79-08 Approved Method: Electrical and Photometric Measurements of Solid-
State Lighting Products

Test Report Prepared for
Cooper Lighting Solutions
(formerly Eaton)

Brand: McGRAW-EDISON

Report Number: P270155

Luminaire Tested: **GWC-AF-01-LED-E1-SL2-7027-800**

Issue Date: 3/3/2020

Test Information

Test Method: LM-79-08
Report Number: P270155
TEST IS SCALED FROM IESNA LM-79-08 TEST DATA (P24286)
Test Lab: INNOVATION CENTER P2
Issue Date: 3/3/2020
Manufacturer: COOPER LIGHTING SOLUTIONS (FORMERLY EATON)
Product Line: MCGRAW-EDISON
Catalog Number: GWC-AF-01-LED-E1-SL2-7027-800
Description: GALLEON WALL LUMINAIRE
(1) 70 CRI, 2700K, 800mA LIGHTSQUARE WITH 16 LEDS EACH AND TYPE II SPILL
LIGHT ELIMINATOR OPTICS
Light Source: -
Ballast/Driver: ELECTRONIC DRIVER

Summary

Lumens per Lamp: N/A
Luminaire Lumens: 4371.5 lumens
Efficiency: N/A
Efficacy: 99.4 lumens/watt
Luminous Opening: Rectangular (W 0.5' x L: 0.5' x H: 0')
IES Classification: Type II - Short - Semi-Cutoff
BUG Rating: B1 - U0 - G1

Input Watts (W): 44
Input Voltage (V): NR
Input Current (Ain): NR
Voltage Rise (V): NR
Power Factor: NR
Total Harmonic Distortion (THDi): NR
Frequency (hertz): 60
Stabilization Time: NR
Operation Time: NR
Ambient Temperature (°C): NR
Test Distance: 25 FT

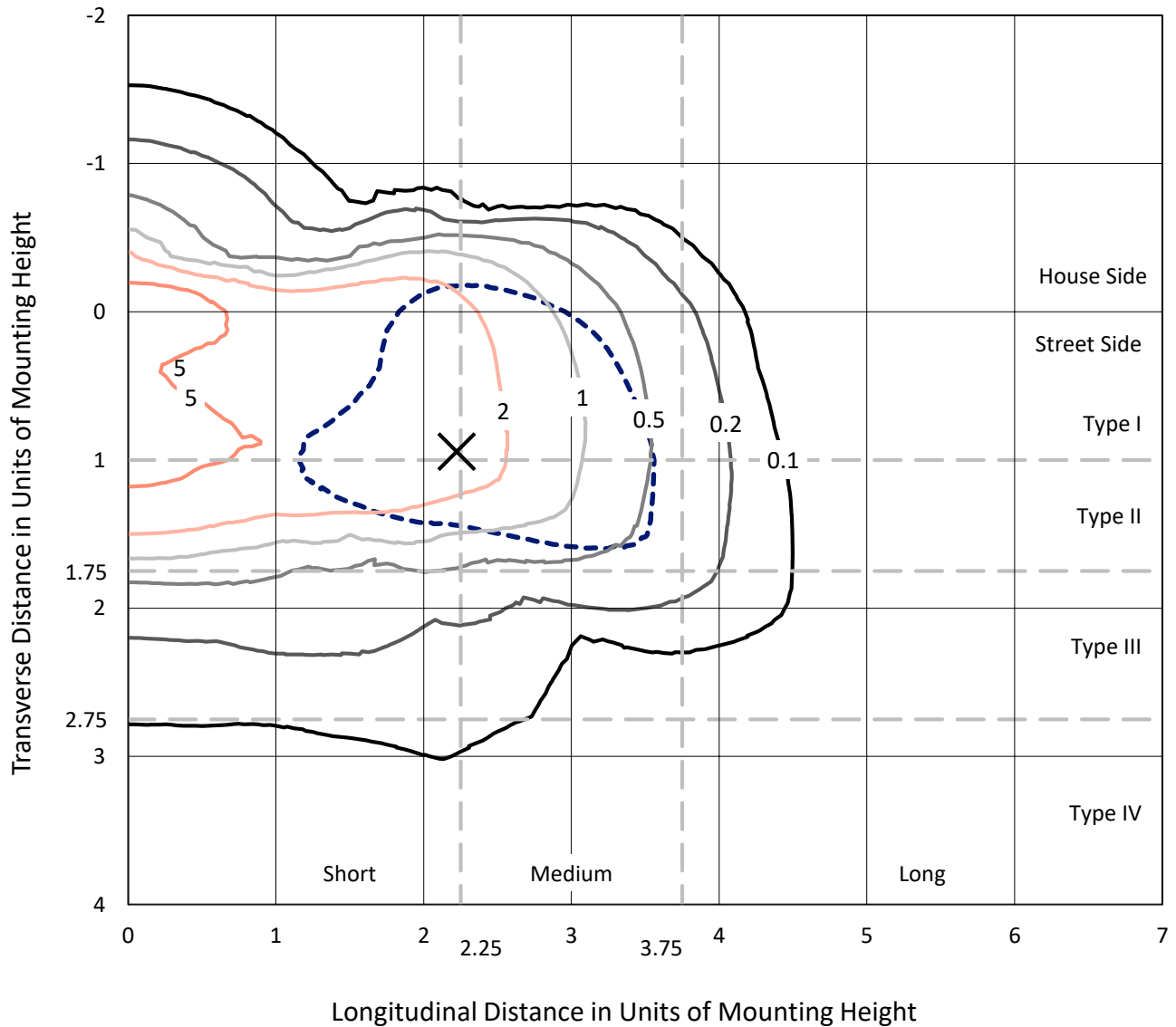


REPORT NUMBER: P270155

CATALOG NUMBER: GWC-AF-01-LED-E1-SL2-7027-800

Iso-Footcandle Lines of Horizontal Illumination

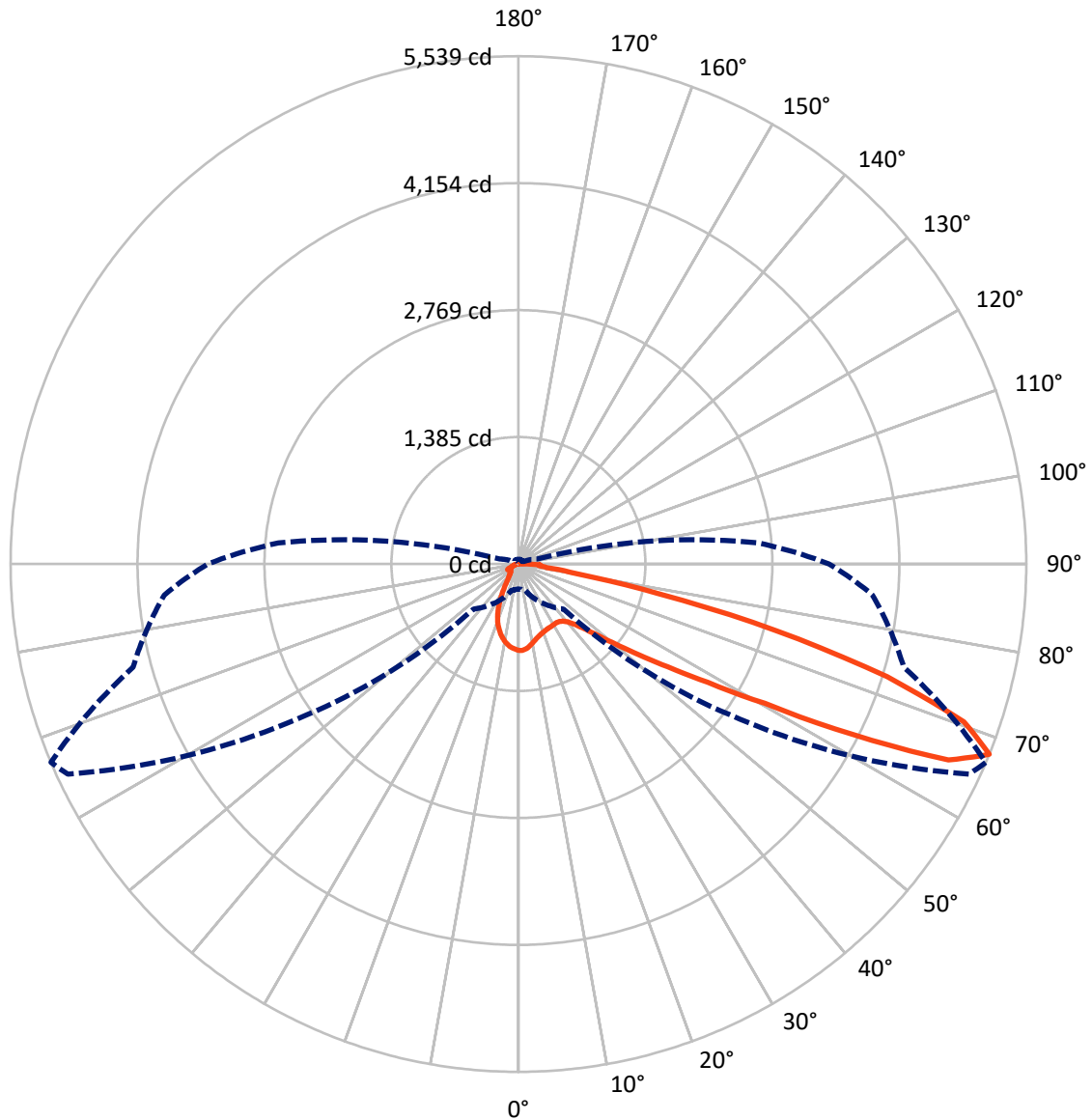
✕ Max cd
 - - - 1/2 Max cd



Based on 10 foot mounting height. Maximum calculated value = 9.4 fc
 Type II - Short - Semi-Cutoff

REPORT NUMBER: P270155
CATALOG NUMBER: GWC-AF-01-LED-E1-SL2-7027-800

Luminous Intensity Polar Plot



— Vertical Plane Through 67-Deg Lateral - - - Horizontal Cone Through 67.5-Deg Vertical

REPORT NUMBER: P270155

CATALOG NUMBER: GWC-AF-01-LED-E1-SL2-7027-800

FLUX DISTRIBUTION:

		Downward	Upward	Total
House Side	Lumens	724.3	0.0	724.3
	% Fixture	16.6	0.0	16.6
Street Side	Lumens	3647.2	0.0	3647.2
	% Fixture	83.4	0.0	83.4
Total	Lumens	4371.5	0.0	4371.5
	% Fixture	100.0	0.0	100.0

Coefficient of Utilization

ZONAL LUMENS:

Zone	Lumens	% Fixture
0°-10°	80.4	1.8
10°-20°	186.1	4.3
20°-30°	252.3	5.8
30°-40°	358.7	8.2
40°-50°	600.1	13.7
50°-60°	949.4	21.7
60°-70°	1209.4	27.7
70°-80°	633.5	14.5
80°-90°	101.6	2.3
90°-100°	0.0	0.0
100°-110°	0.0	0.0
110°-120°	0.0	0.0
120°-130°	0.0	0.0
130°-140°	0.0	0.0
140°-150°	0.0	0.0
150°-160°	0.0	0.0
160°-170°	0.0	0.0
170°-180°	0.0	0.0
0°-90°	4371.5	100.0
0°-180°	4371.5	100.0



REPORT NUMBER: P270155

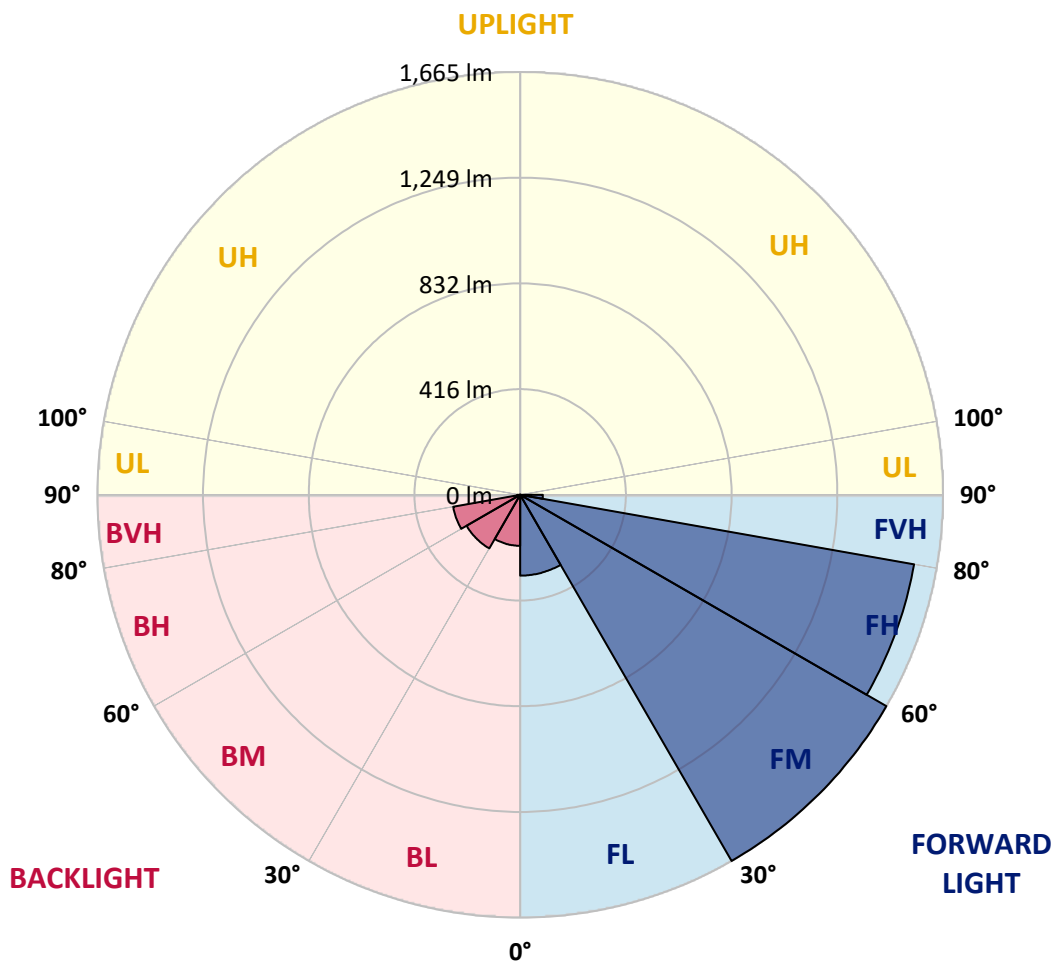
CATALOG NUMBER: GWC-AF-01-LED-E1-SL2-7027-800

LUMINAIRE CLASSIFICATION SYSTEM LUMEN TABLE AND BUG RATING:

Zone		Lumens	% Fixture	Zone Rating/Lumen Limit		
				B	U	G
FL	(0°-30°)	318.1	7.3			
FM	(30°-60°)	1664.8	38.1			
FH	(60°-80°)	1575.0	36.0			G1/1800
FVH	(80°-90°)	89.3	2.0			G1/100
BL	(0°-30°)	200.8	4.6	B1/500		
BM	(30°-60°)	243.4	5.6	B1/1000		
BH	(60°-80°)	267.9	6.1	B1/500		G1/500
BVH	(80°-90°)	12.3	0.3			G1/100
UL	(90°-100°)	0.0	0.0		U0/0	
UH	(100°-180°)	0.0	0.0		U0/0	

BUG Rating: B1-U0-G1

Type II Short





REPORT NUMBER: P270155

CATALOG NUMBER: GWC-AF-01-LED-E1-SL2-7027-800

CANDELA DISTRIBUTION (FULL):

	0°	5°	15°	25°	35°	45°	55°	65°	67°	75°	85°
0°	943.0	943.0	943.0	943.0	943.0	943.0	943.0	943.0	943.0	943.0	943.0
2.5°	904.1	905.6	910.4	913.3	927.1	932.8	936.9	941.0	941.7	943.6	941.7
5°	809.3	812.4	821.3	831.2	857.5	878.3	900.0	922.6	926.7	941.5	945.6
7.5°	735.7	735.0	742.2	754.0	781.0	809.7	847.9	892.9	901.8	934.7	950.6
10°	682.1	681.5	689.2	701.4	727.2	754.2	797.4	859.0	871.5	924.1	955.6
12.5°	642.4	642.6	650.5	663.9	690.1	717.4	761.3	826.4	842.3	911.9	960.7
15°	616.1	617.9	624.1	638.5	663.9	691.3	734.3	801.7	819.7	902.2	966.7
17.5°	607.3	610.0	612.3	622.7	644.5	671.9	714.1	783.6	802.5	895.5	971.7
20°	615.5	618.8	614.6	618.3	632.0	656.2	698.1	769.4	788.8	888.0	972.4
22.5°	650.6	653.6	641.6	631.0	630.2	644.9	684.9	758.2	778.2	882.3	972.7
25°	712.4	714.4	694.1	669.5	645.6	640.8	675.6	750.4	771.7	877.4	968.6
27.5°	788.4	789.9	766.6	730.3	682.4	650.5	672.4	746.0	768.1	873.2	961.6
30°	880.6	887.7	856.4	810.8	740.7	679.1	678.8	743.4	764.0	865.7	948.2
32.5°	975.0	978.1	956.5	910.2	819.4	729.6	696.9	745.2	762.9	857.0	930.9
35°	1070.8	1074.6	1060.5	1023.3	927.1	803.4	732.3	755.4	769.6	853.8	918.7
37.5°	1194.7	1199.9	1180.6	1137.3	1057.8	903.7	791.1	780.7	790.1	862.6	915.2
40°	1390.7	1388.3	1331.6	1267.4	1200.9	1032.0	875.2	823.9	829.3	890.3	926.3
42.5°	1618.7	1612.9	1515.4	1414.4	1358.3	1187.2	986.5	898.8	897.6	945.0	965.8
45°	1800.7	1795.9	1707.9	1583.6	1538.7	1363.9	1130.2	1010.1	1002.1	1032.0	1038.6
47.5°	1899.2	1899.5	1848.8	1747.3	1746.1	1588.6	1314.9	1171.4	1157.6	1171.7	1164.6
50°	1864.7	1869.3	1863.9	1831.6	1935.5	1883.0	1556.3	1396.2	1368.5	1382.2	1355.0
52.5°	1697.8	1703.6	1735.5	1785.2	2015.0	2238.9	1910.7	1675.7	1643.3	1638.4	1608.0
55°	1402.2	1409.3	1474.3	1609.0	1948.9	2478.1	2469.8	2031.7	1980.3	1933.5	1920.5
57.5°	966.4	978.3	1083.0	1283.0	1734.7	2550.3	3135.8	2539.5	2434.6	2271.4	2274.2
60°	544.7	558.6	682.1	863.8	1302.7	2471.7	3642.4	3308.5	3087.2	2666.9	2689.3
62.5°	346.4	361.3	455.1	600.2	781.6	2049.3	3850.0	4377.5	4096.6	3154.5	3176.4
65°	280.5	286.9	331.1	495.3	567.5	1234.6	3692.4	5258.0	5153.3	3773.4	3670.8
67.5°	273.8	275.9	298.7	415.8	544.4	693.9	2945.3	5422.8	5538.9	4351.4	3876.6
70°	270.6	278.0	336.8	397.0	521.2	585.2	1769.9	4971.4	5154.8	4502.6	3602.7
72.5°	131.3	130.9	169.4	359.0	587.2	607.1	909.4	4022.4	4206.6	3900.8	2960.5
75°	105.8	96.7	92.4	131.5	564.6	626.8	579.4	2767.8	2900.9	2615.3	1819.8
77.5°	100.5	89.7	82.1	82.4	238.6	664.8	490.8	1531.9	1570.6	1181.4	498.6
80°	83.3	73.3	67.9	76.5	115.5	633.1	530.8	693.3	636.2	290.2	165.9
82.5°	57.9	52.6	51.2	64.3	92.4	451.2	617.1	372.4	312.4	145.3	102.3
85°	36.9	31.5	34.9	46.8	72.0	208.2	635.7	290.4	230.9	92.3	57.9
87.5°	17.1	13.8	17.2	26.0	47.0	71.8	604.9	326.2	237.8	48.7	36.4
90°	0.0	0.0	0.0	0.0	0.0	0.0	0.0	0.0	0.0	0.0	0.0



REPORT NUMBER: P270155

CATALOG NUMBER: GWC-AF-01-LED-E1-SL2-7027-800

CANDELA DISTRIBUTION (continued):

	90°	95°	105°	115°	125°	135°	145°	155°	165°	175°	180°
0°	943.0	943.0	943.0	943.0	943.0	943.0	943.0	943.0	943.0	943.0	943.0
2.5°	943.4	939.3	936.0	929.9	923.3	916.8	911.1	903.7	901.4	899.7	902.5
5°	946.4	942.3	930.5	911.9	891.4	872.3	853.0	836.6	826.5	821.0	824.1
7.5°	950.9	945.0	920.6	886.4	849.5	815.9	781.3	753.5	732.9	723.2	726.1
10°	955.0	943.8	903.7	852.6	798.8	748.6	693.9	648.7	615.0	597.4	601.7
12.5°	956.8	938.8	880.2	810.4	736.4	663.0	582.6	514.8	466.5	448.9	445.2
15°	958.4	933.2	854.3	762.3	661.2	557.5	444.5	363.5	323.4	314.5	312.6
17.5°	958.9	923.5	825.1	710.1	572.9	431.7	303.9	252.5	252.7	266.8	268.7
20°	954.4	909.1	789.4	645.3	467.4	298.5	208.6	199.9	232.4	268.0	272.2
22.5°	943.9	890.0	749.1	569.5	346.4	196.5	161.4	171.1	213.2	256.7	261.6
25°	930.9	866.7	701.4	481.9	229.3	140.6	135.4	147.2	175.7	204.9	207.6
27.5°	912.9	838.9	647.9	381.3	148.9	115.7	119.3	127.2	138.8	151.8	153.0
30°	890.0	806.0	590.8	278.0	112.6	104.2	109.1	113.4	118.3	125.8	126.3
32.5°	863.5	774.3	532.2	192.1	99.8	98.1	102.0	104.2	107.9	112.6	112.9
35°	841.2	744.2	471.5	135.9	94.4	93.6	96.2	96.9	100.7	105.6	106.1
37.5°	828.4	719.6	408.6	109.6	90.8	89.6	91.0	91.0	96.2	103.5	104.6
40°	829.3	706.0	345.9	99.0	87.8	86.0	86.2	86.2	93.0	100.9	101.6
42.5°	852.9	709.4	290.4	94.9	85.3	83.5	82.4	83.1	88.7	93.8	94.2
45°	907.9	733.8	238.2	92.3	83.1	82.4	79.9	79.8	81.9	84.4	84.4
47.5°	998.6	781.9	202.8	90.5	81.0	80.8	78.1	75.3	75.0	75.8	75.8
50°	1145.8	864.7	179.1	88.7	79.8	78.1	74.7	70.4	69.0	69.6	69.6
52.5°	1366.5	1012.3	170.0	86.0	77.0	74.2	70.4	66.1	64.9	65.0	65.0
55°	1656.0	1239.1	168.8	83.1	73.9	69.3	66.4	63.2	61.7	62.2	62.2
57.5°	2009.8	1552.8	191.9	78.2	69.9	64.7	62.9	60.7	59.6	60.4	60.1
60°	2439.8	1963.2	284.6	73.3	65.8	60.4	60.4	58.6	57.9	58.4	58.2
62.5°	2935.3	2434.6	400.1	69.6	61.4	57.0	57.9	57.0	56.1	56.5	56.2
65°	3374.7	2741.8	374.7	66.8	57.1	53.7	55.2	54.7	54.1	54.5	54.3
67.5°	3387.2	2628.1	210.5	63.8	53.0	50.5	52.6	52.5	51.9	52.5	52.2
70°	3022.9	2219.2	118.5	58.2	48.7	46.5	49.5	49.3	49.0	49.8	49.5
72.5°	2422.0	1610.3	86.6	51.4	44.3	42.5	46.0	45.8	45.8	47.0	46.4
75°	1393.7	828.6	69.2	43.9	39.9	38.4	41.4	41.6	42.0	43.7	42.5
77.5°	397.3	258.3	56.5	37.3	34.2	33.6	36.7	37.1	37.3	39.3	37.5
80°	147.7	118.9	46.5	31.3	28.0	28.2	31.0	31.7	31.9	33.9	31.7
82.5°	94.2	78.4	37.6	24.2	22.0	21.7	25.2	26.1	26.1	26.3	25.1
85°	54.9	47.0	28.4	17.4	15.5	14.9	18.8	20.2	19.7	19.1	18.3
87.5°	36.9	32.2	17.4	9.7	8.4	7.9	11.0	12.0	11.7	11.0	10.3
90°	0.0	0.0	0.0	0.0	0.0	0.0	0.0	0.0	0.0	0.0	0.0

(END OF REPORT)